



Office of the Registrar

Access the Banner Self Service 9 Faculty Dashboard

Log into the [GHC Faculty/Staff Intranet](#)

- If you are off campus and not using a GHC issued device, you will need to use the VPN.
- Click on [VPN Access Instructions](#) and follow the steps there, if needed.

GHC Home > Faculty/Staff

Faculty/Staff

Working at a GHC instructional site?

If you're a member of Georgia Highlands College's faculty & staff, click the button below to log on to the GHC Employee Portal.

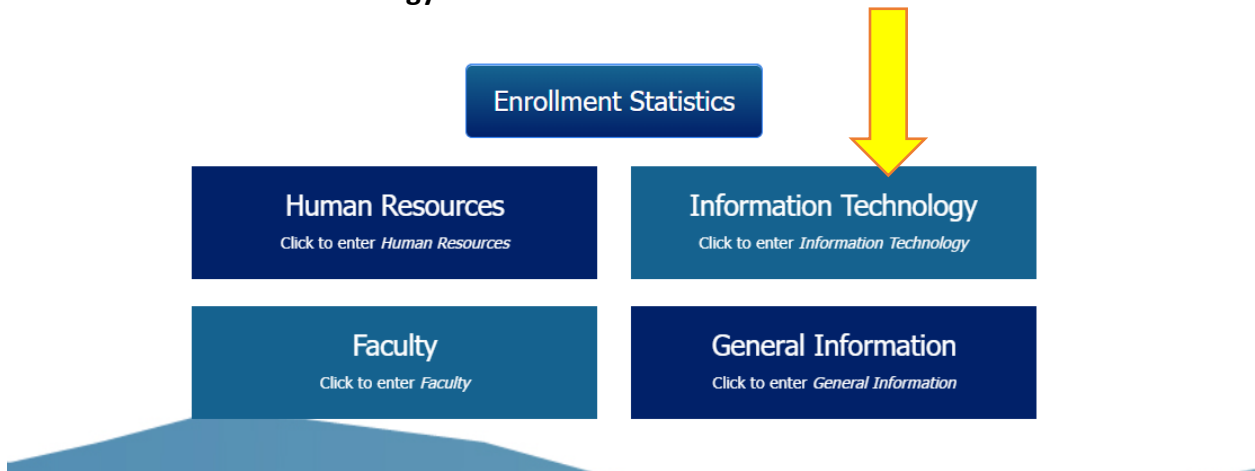
ENTER FACULTY/STAFF INTRANET PORTAL

Working offsite? VPN Access is required.

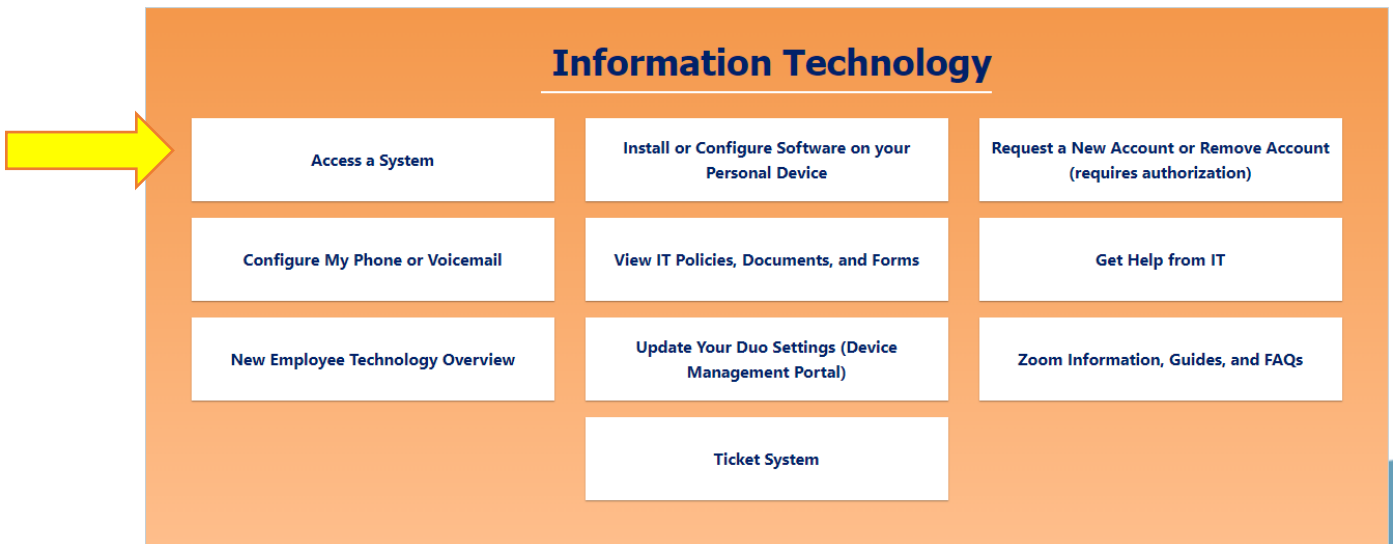
Faculty & staff can access the GHC Employee Portal offsite with VPN software.

[VPN Access Instructions](#)

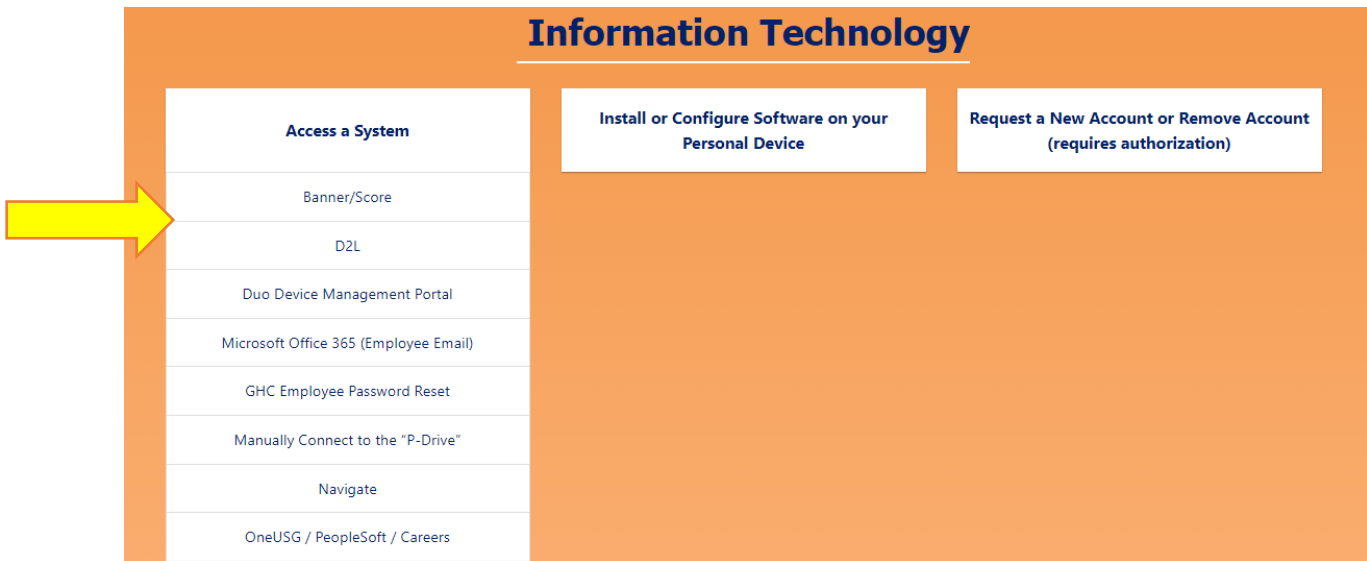
Click on Information Technology.



Click on Access a System.



Click on Banner/Score.

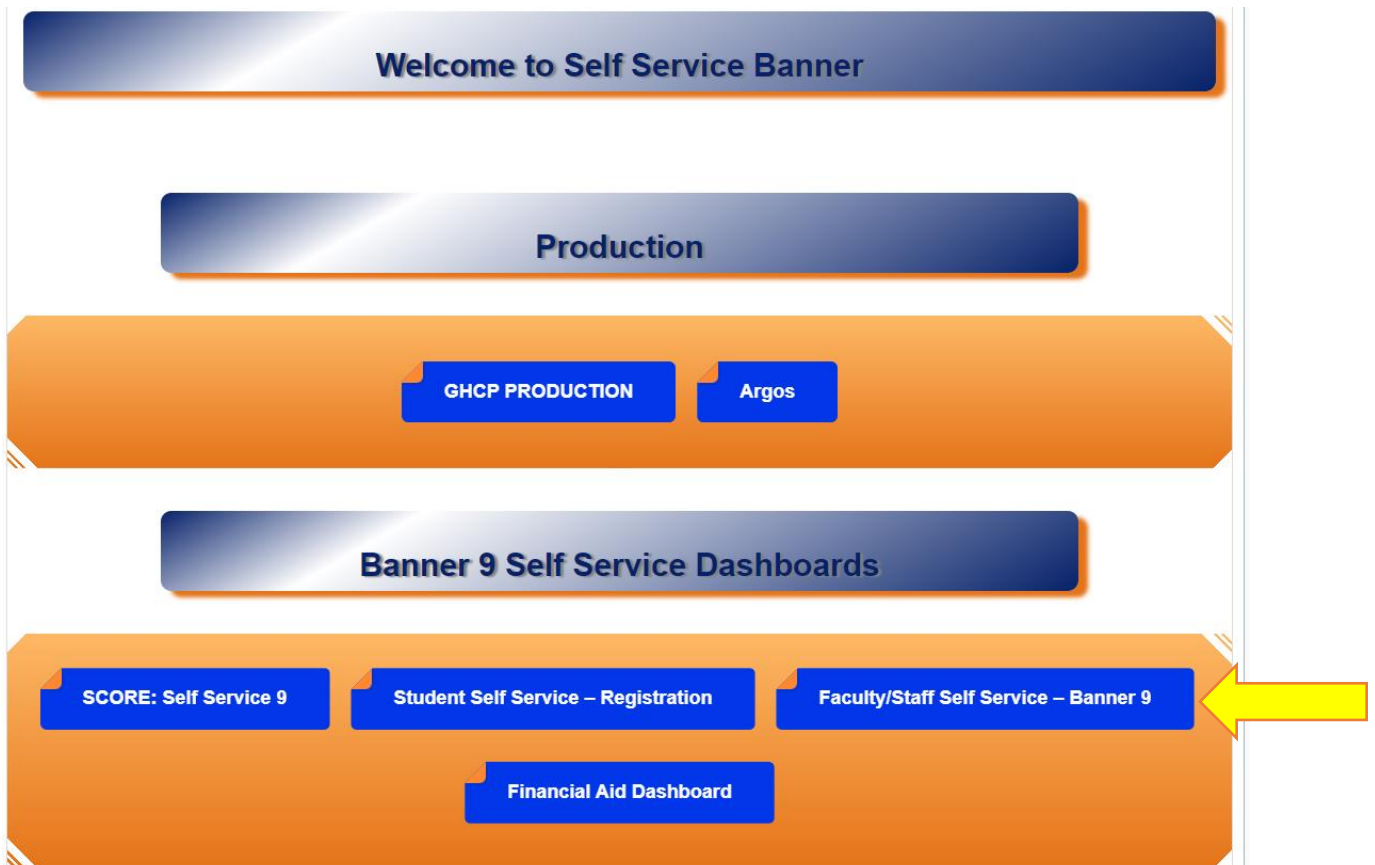


Information Technology

Access a System	Install or Configure Software on your Personal Device	Request a New Account or Remove Account (requires authorization)
Banner/Score		
D2L		
Duo Device Management Portal		
Microsoft Office 365 (Employee Email)		
GHC Employee Password Reset		
Manually Connect to the "P-Drive"		
Navigate		
OneUSG / PeopleSoft / Careers		

A yellow arrow points to the 'Banner/Score' link in the 'Access a System' column.

Go to the Banner 9 Self Service Dashboards section and click on Faculty/Staff Self Service – Banner 9. If you are accessing this for the first time, you will be asked for a PIN. Your PIN is your six-digit birthdate (if your birthdate is June 1, 1958 your PIN is 060158).



Welcome to Self Service Banner

Production

GHCP PRODUCTION **Argos**

Banner 9 Self Service Dashboards

SCORE: Self Service 9 **Student Self Service – Registration** **Faculty/Staff Self Service – Banner 9** **Financial Aid Dashboard**

A yellow arrow points to the 'Faculty/Staff Self Service – Banner 9' link.