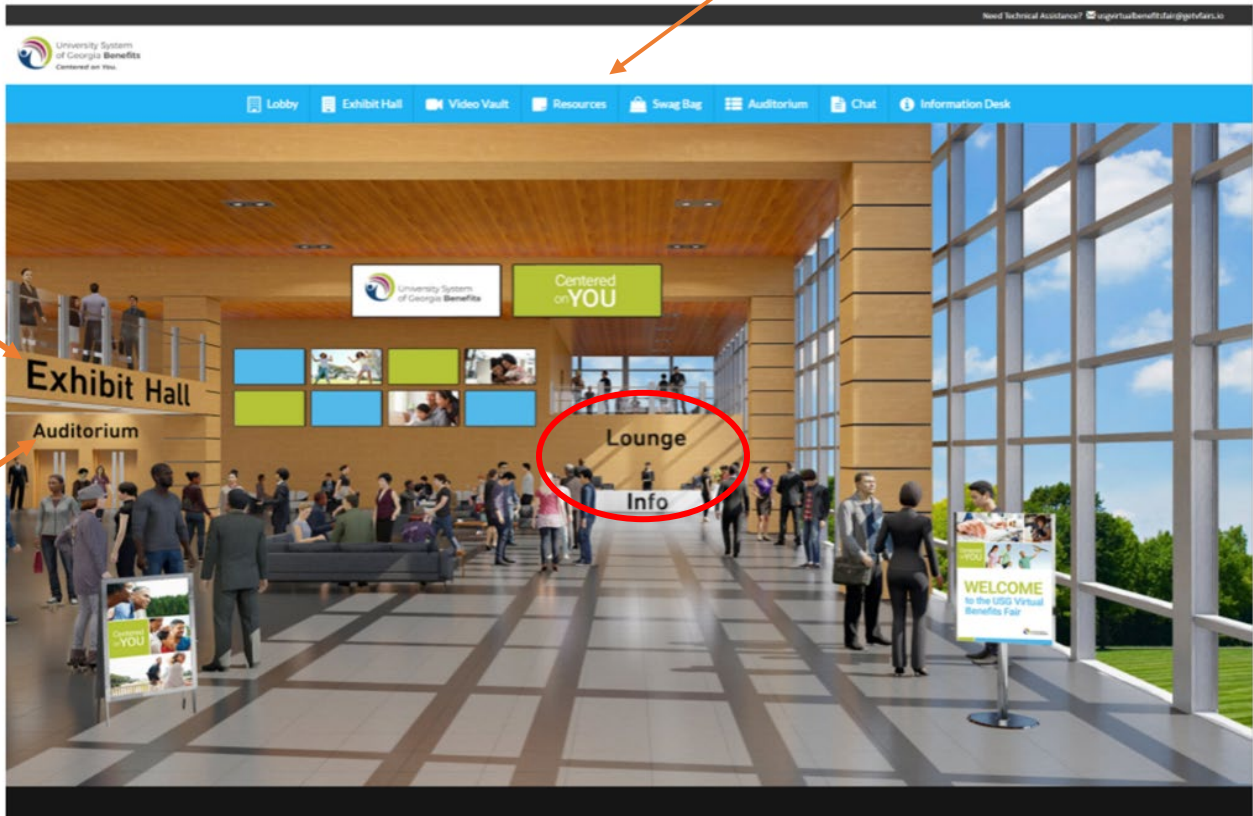


## The USG Virtual Benefits Fair Navigation Guide

### The Lobby

The main page after the login

### Navigation Shortcuts



Employees can access everything from the lobby.

- **Exhibit Hall** – How employees access the vendor booths
- **Information Desk** – Has several Open Enrollment Communication pieces. Think of this as an “HR” type booth.
- **Auditorium** – Where employees will be directed to view Live Events. 5 mins prior to an event, there will be a pop-up in lower right-hand corner with a “Join” button. From the auditorium, there will be a “Join” button 5 mins prior to the event
- **Navigation Shortcuts** – Is where employees can quickly access all features of the virtual fair including, the Video Vault, Resources, Swag Bag and the Vendor Chat feature.

## The USG Virtual Benefits Fair Navigation Guide

### The Information Booth




Things you can access at the Information Desk:

- **The 2021 Comparison Guide**
- **Open Enrollment Overview Video**
- **Open Enrollment Newsletters (Active and Pre-65)**
- **Short-cuts to the Auditorium and Chat room**


**Note:** The Comparison Guide is located in several places. The USG Open Enrollment website, the Accolade and Anthem Booths and Information Desk

## The USG Virtual Benefits Fair Navigation Guide

### Inside Exhibit Hall



- ✓ Visit Vendor Booths
- ✓ Get Benefit Information
- ✓ Use 1:1 Chat feature





## The USG Virtual Benefits Fair Navigation Guide

### Inside Auditorium

- Live Events 10 a.m. and 12 p.m.
- Click the screen to attend the live events.
- A “Join” button will appear 5 mins before the session begins.
- Videos will remain on-demand after the presentation

